

SR120 THRU SR1200

1.0 A Schottky Barrier Rectifier



FEATURES

- * Low forward voltage drop
- * High current capability
- * High reliability
- * Low Power Loss, High Efficiency

MECHANICAL DATA

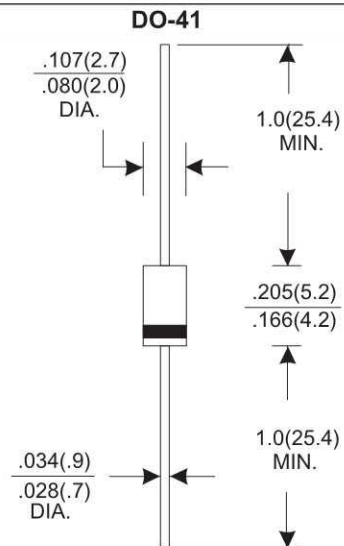
- * Case: Molded plastic
- * Epoxy: UL 94V-0 rate flame retardant
- * Lead: Axial leads, solderable per MIL-STD-202, method 208 guaranteed
- * Polarity: Color band denotes cathode end
- * Mounting position: Any
- * Weight: 0.34 grams

VOLTAGE RANGE

20 to 200 Volts

CURRENT

1.0 Ampere



Dimensions in inches and (millimeters)

Maximum Ratings and Electrical Characteristics

- * Rating at 25 °C ambient temperature unless otherwise specified.
- * Single phase, half wave, 60 Hz, resistive or inductive load.
- * For capacitive load, derate current by 20%

Type Number	Symbol	SR 120	SR 130	SR 140	SR 150	SR 160	SR 180	SR 1100	SR 1150	SR 1200	Unit
Maximum Repetitive Peak Reverse Voltage	VRRM	20	30	40	50	60	80	100	150	200	V
Maximum RMS Voltage	VRMS	14	21	28	35	42	56	70	105	140	V
Maximum DC Blocking Voltage	VDC	20	30	40	50	60	80	100	150	200	V
Maximum Average Forward Rectified Current	IF	1.0									A
Peak Forward Surge Current, 8.3 ms Single Half Sine-wave Superimposed on Rated Load (JEDEC method)	IFSM	30									A
Maximum Instantaneous Forward Voltage @1A	VF	0.55		0.70		0.85		0.90		0.95	V
Maximum Reverse Current @ Rated VR TA=25 °C TA=125 °C	IR	200 500									uA
Typical Junction Capacitance (Note 1)	Cj	100									pF
Typical Thermal Resistance(Note 2)	RθJA	5									°C/w
Operating and Storage Temperature Range	TJ	-65--+150									°C

NOTE1. Measured at 1.0 MHz and applied reverse voltage of 4.0V D.C.

NOTE2. Leads maintained at ambient temperature at a distance of 9.5mm from the case

RATINGS AND CHARACTERISTIC CURVES (SR120 THRU SR1200)

FIG.1-TYPICAL FORWARD CHARACTERISTICS

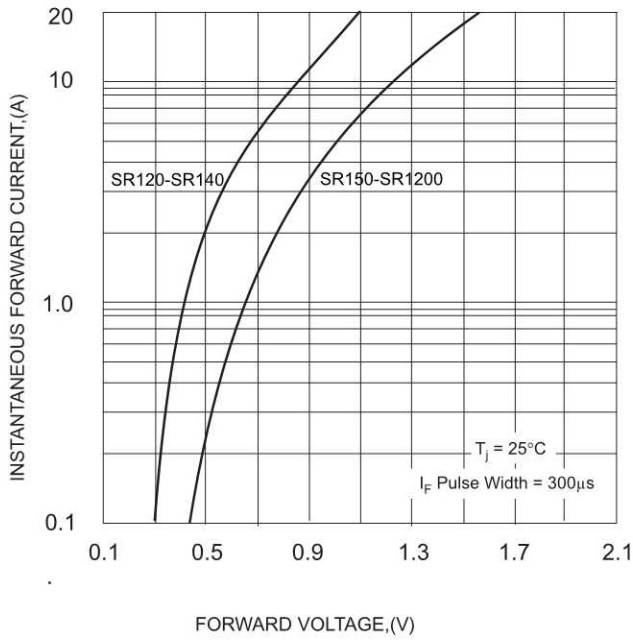


FIG.2-TYPICAL FORWARD CURRENT DERATING CURVE

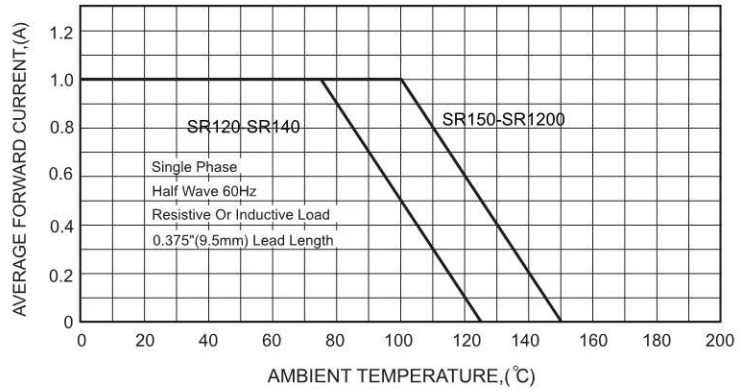


FIG.4-MAXIMUM NON-REPETITIVE FORWARD SURGE CURRENT

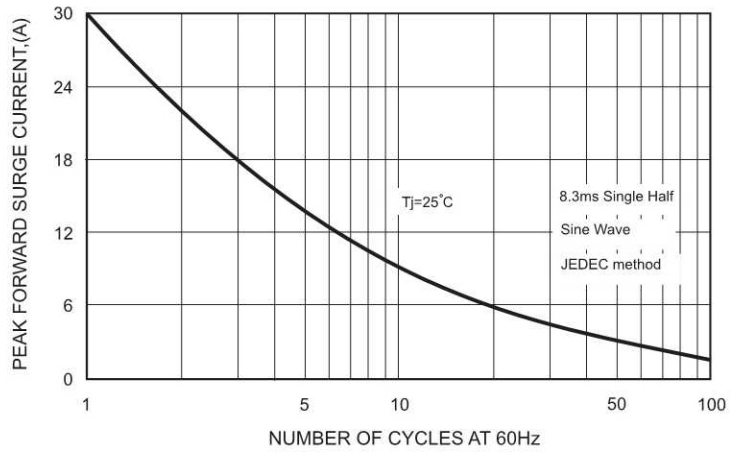


FIG.3 - TYPICAL REVERSE CHARACTERISTICS

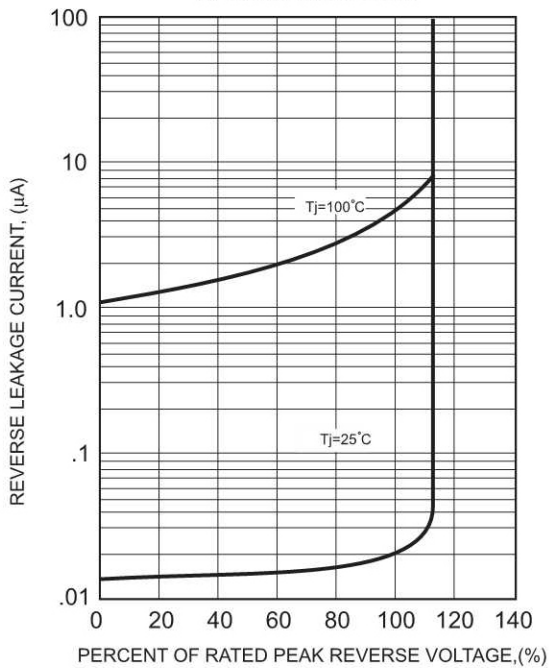


FIG.5-TYPICAL JUNCTION CAPACITANCE

